

Mini 60






















DIF DM 2024

Document 19

Finale

Results

Subject to scrutineering & sporting investigations

Rnk	No.	Driver	Nat	Best S1	Best S2	Best S3	Laps	Gap	Interv.	Best lap	Penalty
1	55	STIGSEN MATTEIS		17.779	18.095	21.742	14			57.647	
2	61	MORTENSEN FELIX		17.765	18.156	21.735	14	1.723	1.723	57.801	
3	31	DANNERMAND AUGUST		17.755	18.117	21.808	14	1.956	0.233	57.762	
4	21	LETHOLM RASMUS		17.763	18.211	21.722	14	10.295	8.339	57.895	
5	6	FRANSDEN NIKOLAJ		17.751	18.196	21.748	14	10.344	0.049	57.820	
6	44	THISTED LINUS		17.765	18.166	21.826	14	10.439	0.095	57.870	
7	15	MØRCH MAGNUS		17.771	18.115	21.699	14	10.619	0.180	57.585	
8	154	FLORA ODIN		17.843	18.219	21.825	14	10.936	0.317	57.895	
9	117	SVANHOLM ZACHARIAS		17.754	18.160	21.659	14	12.233	1.297	57.682	+3.000
10	95	POULSEN ALBERT		17.787	18.042	21.655	14	12.884	0.651	57.818	
11	22	LAURSEN MAGNUS		17.936	18.284	21.831	14	13.059	0.175	58.186	
12	28	KESSLER ROMEO		17.947	18.214	22.084	14	15.888	2.829	58.272	
13	51	HANKELBJERG DITLEV		17.915	18.327	22.049	14	16.200	0.312	58.479	
14	66	LYNGSØ AUGUST		17.953	18.286	21.934	14	17.828	1.628	58.180	+3.000
15	12	HANSEN MATHIAS		17.999	18.325	22.135	14	18.816	0.988	58.655	
16	27	CAPPUCCINI SEBASTIAN		17.932	18.367	22.084	14	20.031	1.215	58.541	
17	9	ANDERSEN WILLIAM		17.974	18.347	22.094	14	22.228	2.197	58.612	
18	222	HVASS AKSEL		18.049	18.306	22.233	14	24.082	1.854	58.666	
19	72	JESPERSEN RALF		18.033	18.211	21.932	9	5 Laps	5 Laps	58.352	
20	33	SØRENSEN LUKAS		18.026	18.539	22.156	9	5 Laps	6.913	58.937	
21	47	NIELSEN MATHIAS		17.983	18.505	22.133	9	5 Laps	3.838	58.644	+5.000

No.117 SVANHOLM ZACHARIAS : 3 sek. for påkørsel §63.101

No.66 LYNGSØ AUGUST : 3 sek. for påkørsel §63.101

No.47 NIELSEN MATHIAS : 5 sek trykket snude jvf. 67.313

Leaders : No.55 STIGSEN MATTEIS (1-14)

Start Time : 11/08 - 13:48:16

Best lap : No.15 MØRCH MAGNUS 57.585 78.02 kph

Event Record : No.61 MORTENSEN FELIX 57.484 78.16 kph

Timekeeper *Peter Thornemann* Timekeeper *Peder Madsen*

DIF DM 2024 (DNK) 09-11/08/2024

Page 1 / 1

DASU, Dansk Automobil Sports Union

Apex Timing GoRacing 

Mini 60

DIF DM 2024

Finale

Lap Chart

For information purposes. No official / regulatory value

	1	2	3	4	5	6	7	8	9	10	11	12	13	14	15	16	17	18	19	20	21
Grid	55	61	31	44	15	117	154	95	66	21	72	6	51	22	27	12	9	28	33	47	222
Start	55	61	31	44	15	117	154	95	66	21	72	6	51	22	27	12	28	9	47	33	222
Lap 1 Interval	55	31 0.4	61 0.0	154 0.7	15 0.1	44 0.1	21 0.0	66 0.5	117 0.1	95 0.2	6 0.3	51 0.3	22 0.4	72 0.1	12 0.3	27 0.7	9 0.0	47 0.1	28 0.0	222 0.0	33 0.4
Lap 2	55	31 0.4	61 0.0	154 0.9	21 0.6	15 0.0	44 0.3	117 0.3	6 0.3	95 0.2	51 0.6	22 0.0	72 0.6	12 0.8	66 0.2	9 0.4	27 0.1	28 0.2	47 0.2	222 0.1	33 0.3
Lap 3	55	61 0.4	31 0.3	154 1.0	21 0.5	15 0.0	117 0.3	44 0.0	6 1.1	95 0.0	22 0.6	51 0.4	72 0.3	12 1.1	66 0.0	9 0.3	28 0.3	47 1.0	27 0.2	222 0.5	33 0.0
Lap 4	55	61 0.3	31 0.2	154 1.3	21 0.2	15 0.0	117 0.2	44 0.7	6 0.3	95 0.5	22 0.6	51 0.7	72 0.1	66 1.0	12 0.8	9 0.3	28 0.0	47 1.1	27 0.0	222 1.2	33 0.0
Lap 5	55	61 0.3	31 0.3	154 2.0	21 0.0	117 0.0	15 0.2	44 0.2	6 0.3	95 0.4	22 1.1	51 0.9	72 0.1	66 0.9	28 1.3	12 0.0	9 0.5	47 0.7	27 0.2	33 1.4	222 0.2
Lap 6	55	61 0.4	31 0.2	21 2.6	154 0.0	117 0.0	15 0.1	44 0.2	6 0.1	95 0.5	22 1.7	51 0.7	72 0.0	66 0.9	28 1.5	12 0.1	9 1.0	47 0.2	27 0.2	222 1.7	33 0.0
Lap 7	55	61 0.4	31 0.1	117 3.0	21 0.0	154 0.1	15 0.0	6 0.3	44 0.2	95 0.0	22 2.4	51 0.8	72 0.2	66 0.6	28 1.4	12 0.5	9 1.1	47 0.2	27 0.0	222 2.1	33 0.0
Lap 8	55	31 0.7	61 0.0	21 4.7	117 0.0	154 0.0	6 0.0	15 0.1	95 0.4	44 0.2	22 1.2	51 0.9	72 0.0	66 0.3	28 1.8	12 0.5	27 2.0	9 0.6	47 0.2	33 1.0	222 0.0
Lap 9	55	31 0.6	61 0.0	6 5.3	21 0.0	15 0.4	154 0.0	117 0.0	95 0.0	44 0.4	22 1.1	72 1.1	66 0.1	51 0.0	28 1.7	12 0.9	27 1.7	9 0.8	47 0.2	33 1.1	222 0.0
Lap 10	55	31 0.6	61 0.0	6 5.6	21 0.4	117 0.1	15 1.4	44 0.3	95 0.3	22 0.0	154 0.3	51 2.0	66 0.0	28 0.9	12 0.9	27 2.0	9 0.7	222 1.8			
Lap 11	55	61 0.8	31 0.2	6 6.7	21 0.3	117 0.1	15 0.5	44 0.0	22 0.9	154 0.1	95 0.3	51 2.2	66 0.0	28 0.6	12 1.1	27 1.8	9 1.1	222 2.2			
Lap 12	55	61 1.1	31 0.2	6 6.7	117 0.3	21 0.0	15 0.1	44 0.3	154 1.1	95 0.2	22 0.0	66 2.7	51 0.3	28 0.3	12 2.1	27 1.5	9 1.6	222 2.0			
Lap 13	55	61 1.2	31 0.1	6 6.9	117 0.2	21 0.7	15 0.0	44 0.1	154 1.0	95 0.7	22 0.0	66 2.4	51 0.4	28 0.2	12 3.0	27 1.1	9 1.7	222 1.9			
Lap 14	55	61 1.7	31 0.2	117 7.2	21 1.0	6 0.0	44 0.0	15 0.1	154 0.3	95 1.9	22 0.1	66 1.7	28 1.0	51 0.3	12 2.6	27 1.2	9 2.1	222 1.8			

Mini 60

DIF DM 2024

Finale Analysis

For information purposes. No official / regulatory value

Laps	Time of Day	Lap Time	Laps	Time of Day	Lap Time	Laps	Time of Day	Lap Time
No.6 FRANSEN NIKOLAJ			No.15 MØRCH MAGNUS			No.22 LAURSEN MAGNUS		
1	13:49:18.118	1:00.988	6	13:54:14.273	58.655	13	14:00:58.977	58.628
2	13:50:16.347	58.229	7	13:55:13.057	58.784	14	14:01:57.607	58.630
3	13:51:14.802	58.455	8	13:56:11.882	58.825	No.27 CAPPUCCINI SEBASTIAN		
4	13:52:12.622	57.820	9	13:57:10.965	59.083	1	13:49:18.905	1:01.673
5	13:53:10.544	57.922	10	13:58:09.775	58.810	2	13:50:17.189	58.284
6	13:54:08.535	57.991	11	13:59:08.533	58.758	3	13:51:15.583	58.394
7	13:55:06.803	58.268	12	14:00:07.786	59.253	4	13:52:13.769	58.186
8	13:56:06.145	59.342	13	14:01:07.183	59.397	5	13:53:12.204	58.435
9	13:57:04.629	58.484	14	14:02:06.128	58.945	6	13:54:10.795	58.591
10	13:58:02.724	58.095	No.9 ANDERSEN WILLIAM			7	13:55:09.454	58.659
11	13:59:01.942	59.218	1	13:49:16.553	59.770	8	13:56:08.149	58.695
12	13:59:59.971	58.029	2	13:50:15.318	58.765	9	13:57:06.855	58.706
13	14:00:57.964	57.993	3	13:51:13.390	58.072	10	13:58:05.430	58.575
14	14:01:57.656	59.692	4	13:52:11.284	57.894	11	13:59:03.906	58.476
No.12 HANSEN MATHIAS			5	13:53:09.949	58.665	12	14:00:02.222	58.316
1	13:49:20.176	1:02.690	6	13:54:08.157	58.208	13	14:01:00.986	58.764
2	13:50:19.300	59.124	7	13:55:06.477	58.320	14	14:02:00.371	59.385
3	13:51:17.912	58.612	8	13:56:06.262	59.785	No.28 KESSLER ROMEO		
4	13:52:16.875	58.963	9	13:57:05.168	58.906	1	13:49:20.132	1:02.789
5	13:53:16.203	59.328	10	13:58:04.765	59.597	2	13:50:19.438	59.306
6	13:54:15.338	59.135	11	13:59:02.921	58.156	3	13:51:19.554	1:00.116
7	13:55:14.236	58.898	12	14:00:00.506	57.585	4	13:52:18.211	58.657
8	13:56:14.548	1:00.312	13	14:00:58.985	58.479	5	13:53:17.246	59.035
9	13:57:13.545	58.997	14	14:01:57.931	58.946	6	13:54:15.863	58.617
10	13:58:12.632	59.087	No.21 LETHOLM RASMUS			7	13:55:14.471	58.608
11	13:59:11.543	58.911	1	13:49:16.817	59.794	8	13:56:13.909	59.438
12	14:00:10.934	59.391	2	13:50:15.247	58.430	9	13:57:12.738	58.829
13	14:01:10.105	59.171	3	13:51:13.327	58.080	10	13:58:11.855	59.117
14	14:02:09.540	59.435	4	13:52:11.222	57.895	11	13:59:10.396	58.541
No.11 MATHIAS			5	13:53:09.576	58.354	12	14:00:09.313	58.917
1	13:49:19.410	1:02.065	6	13:54:07.884	58.308	13	14:01:08.340	59.027
2	13:50:18.611	59.201	7	13:55:06.278	58.394	14	14:02:07.343	59.003
3	13:51:17.536	58.925	8	13:56:06.026	59.748	No.20 KESSLER ROMEO		
4	13:52:16.544	59.008	9	13:57:04.689	58.663	1	13:49:20.376	1:02.928
5	13:53:15.618	59.074	10	13:58:03.188	58.499	2	13:50:19.727	59.351
No.10 MATHIAS			11	13:59:02.265	59.077	3	13:51:18.248	58.521
1	13:49:19.410	1:02.065	12	14:00:00.349	58.084	No.19 KESSLER ROMEO		

Mini 60

DIF DM 2024

Finale

Analysis

For information purposes. No official / regulatory value

Laps	Time of Day	Lap Time	Laps	Time of Day	Lap Time	Laps	Time of Day	Lap Time
4	13:52:16.954	58.706	No.44 THISTED LINUS			11	13:59:06.647	58.778
5	13:53:15.604	58.650	1	13:49:16.750	1:00.008	12	14:00:05.288	58.641
6	13:54:14.143	58.539	2	13:50:15.681	58.931	13	14:01:03.891	58.603
7	13:55:12.537	58.394	3	13:51:13.702	58.021	14	14:02:03.512	59.621
8	13:56:11.371	58.834	4	13:52:12.235	58.533	No.55 STIGSEN MATTEIS		
9	13:57:09.973	58.602	5	13:53:10.215	57.980	1	13:49:15.130	58.532
10	13:58:08.847	58.874	6	13:54:08.390	58.175	2	13:50:13.110	57.980
11	13:59:07.355	58.508	7	13:55:07.017	58.627	3	13:51:11.009	57.899
12	14:00:05.627	58.272	8	13:56:06.894	59.877	4	13:52:08.906	57.897
13	14:01:04.176	58.549	9	13:57:05.723	58.829	5	13:53:06.705	57.799
14	14:02:03.200	59.024	10	13:58:05.073	59.350	6	13:54:04.554	57.849
No.31 DANNERMAND AUGUST			11	13:59:02.995	57.922	7	13:55:02.550	57.996
1	13:49:15.581	58.887	12	14:00:00.865	57.870	8	13:56:00.554	58.004
2	13:50:13.569	57.988	13	14:00:59.110	58.245	9	13:56:58.499	57.945
3	13:51:11.770	58.201	14	14:01:57.751	58.641	10	13:57:56.382	57.883
4	13:52:09.550	57.780	No.47 NIELSEN MATHIAS			11	13:58:54.144	57.762
5	13:53:07.446	57.896	1	13:49:20.343	1:02.805	12	13:59:51.791	57.647
6	13:54:05.227	57.781	2	13:50:20.000	59.657	13	14:00:49.517	57.726
7	13:55:03.196	57.969	3	13:51:19.279	59.279	14	14:01:47.312	57.795
8	13:56:01.260	58.064	4	13:52:18.137	58.858	No.61 MORTENSEN FELIX		
9	13:56:59.183	57.923	5	13:53:16.960	58.823	1	13:49:15.641	58.994
10	13:57:57.051	57.868	6	13:54:15.604	58.644	2	13:50:13.593	57.952
11	13:58:55.193	58.142	7	13:55:14.450	58.846	3	13:51:11.458	57.865
12	13:59:53.233	58.040	8	13:56:14.809	1:00.359	4	13:52:09.259	57.801
13	14:00:50.995	57.762	9	13:57:13.765	58.956	5	13:53:07.061	57.802
14	14:01:49.268	58.273	No.51 HANKELBJERG DITLEV			6	13:54:04.959	57.898
No.33 SØRENSEN LUKAS			1	13:49:18.449	1:01.251	7	13:55:03.036	58.077
1	13:49:20.860	1:03.206	2	13:50:17.182	58.733	8	13:56:01.321	58.285
2	13:50:20.465	59.605	3	13:51:16.054	58.872	9	13:56:59.255	57.934
3	13:51:20.206	59.741	4	13:52:14.550	58.496	10	13:57:57.086	57.831
4	13:52:19.564	59.358	5	13:53:13.115	58.565	11	13:58:54.960	57.874
5	13:53:18.657	59.093	6	13:54:11.594	58.479	12	13:59:52.972	58.012
6	13:54:17.594	58.937	7	13:55:10.255	58.661	13	14:00:50.815	57.843
7	13:55:16.645	59.051	8	13:56:09.098	58.843	14	14:01:49.035	58.220
8	13:56:15.841	59.196	9	13:57:08.217	59.119	No.66 LYNGSØ AUGUST		
9	13:57:14.927	59.086	10	13:58:07.869	59.652	1	13:49:17.371	1:00.375

Mini 60

DIF DM 2024

Finale

Analysis

For information purposes. No official / regulatory value

Laps	Time of Day	Lap Time	Laps	Time of Day	Lap Time	Laps	Time of Day	Lap Time
2	13:50:18.858	1:01.487	14	14:02:00.196	59.136	5	13:53:18.902	59.424
3	13:51:17.560	58.702	No.117 SVANHOLM ZACHARIAS			6	13:54:17.568	58.666
4	13:52:15.740	58.180	1	13:49:17.532	1:00.690	7	13:55:16.611	59.043
5	13:53:14.207	58.467	2	13:50:16.017	58.485	8	13:56:15.870	59.259
6	13:54:12.581	58.374	3	13:51:13.699	57.682	9	13:57:14.931	59.061
7	13:55:11.128	58.547	4	13:52:11.504	57.805	10	13:58:14.507	59.576
8	13:56:09.539	58.411	5	13:53:09.663	58.159	11	13:59:13.745	59.238
9	13:57:08.193	58.654	6	13:54:08.007	58.344	12	14:00:12.965	59.220
10	13:58:07.934	59.741	7	13:55:06.259	58.252	13	14:01:12.056	59.091
11	13:59:06.677	58.743	8	13:56:06.041	59.782	14	14:02:11.394	59.338
12	14:00:04.981	58.304	9	13:57:05.238	59.197			
13	14:01:03.470	58.489	10	13:58:03.302	58.064			
14	14:02:02.140	58.670	11	13:59:02.375	59.073			
No.72 JESPERSEN RALF			12	14:00:00.319	57.944			
1	13:49:19.089	1:02.011	13	14:00:58.219	57.900			
2	13:50:17.806	58.717	14	14:01:56.545	58.326			
3	13:51:16.360	58.554	No.154 FLORA ODIN					
4	13:52:14.712	58.352	1	13:49:16.383	59.513			
5	13:53:13.247	58.535	2	13:50:14.572	58.189			
6	13:54:11.658	58.411	3	13:51:12.775	58.203			
7	13:55:10.498	58.840	4	13:52:10.934	58.159			
8	13:56:09.188	58.690	5	13:53:09.477	58.543			
9	13:57:08.014	58.826	6	13:54:07.948	58.471			
No.95 POULSEN ALBERT			7	13:55:06.408	58.460			
1	13:49:17.756	1:00.818	8	13:56:06.086	59.678			
2	13:50:16.566	58.810	9	13:57:05.199	59.113			
3	13:51:14.899	58.333	10	13:58:05.770	1:00.571			
4	13:52:13.143	58.244	11	13:59:04.074	58.304			
5	13:53:11.017	57.874	12	14:00:01.969	57.895			
6	13:54:09.075	58.058	13	14:01:00.188	58.219			
7	13:55:07.027	57.952	14	14:01:58.248	58.060			
8	13:56:06.681	59.654	No.222 HVASS AKSEL					
9	13:57:05.318	58.637	1	13:49:20.410	1:02.401			
10	13:58:05.417	1:00.099	2	13:50:20.121	59.711			
11	13:59:04.380	58.963	3	13:51:20.136	1:00.015			
12	14:00:02.198	57.818	4	13:52:19.478	59.342			
13	14:01:01.060	58.862						

Mini 60












DIF DM 2024

Document 18

Finale

Subject to scrutineering & sporting investigations

Starting Grid

222	HVASS AKSEL KART REPUBLIC / TM / VEGA		11		
33	SØRENSEN LUKAS KOSMIC / VORTEX / VEGA		10	47	NIELSEN MATHIAS CRG / TM / VEGA
9	ANDERSEN WILLIAM CRG / TM / VEGA		9	28	KESSLER ROMEO LN / TM / VEGA
27	CAPPUCCINI SEBASTIAN PAROLIN / TM / VEGA		8	12	HANSEN MATHIAS CRG / TM / VEGA
51	HANKELBJERG DITLEV CRG / TM / VEGA		7	22	LAURSEN MAGNUS CRG / TM / VEGA
72	JESPERSEN RALF CRG / TM / VEGA		6	6	FRANSEN NIKOLAJ PAROLIN / TM / VEGA
66	LYNGSØ AUGUST TB / IAME / VEGA		5	21	LETHOLM RASMUS EKS / TM / VEGA
154	FLORA ODIN VEGA		4	95	POULSEN ALBERT EKS / TM / VEGA
15	MØRCH MAGNUS KART REPUBLIC / IAME / VEGA		3	117	SVANHOLM ZACHARIAS CRG / TM / VEGA
31	DANNERMAND AUGUST CRG / TM / VEGA		2	44	THISTED LINUS KART REPUBLIC / IAME / VEGA
55	STIGSEN MATTEIS CRG / TM / VEGA		1	61	MORTENSEN FELIX GP / TM / VEGA

POLE POSITION



Start : 11/08 - 13:45 Duration : 12:00 + 1 Laps

DIF DM 2024 (DNK) 09-11/08/2024

Page 1 / 1

DASU, Dansk Automobil Sports Union

Apex Timing GoRacing 